



ACOUSTIKIT® STUDIO ACOUSTIC KITS

Introduction...

For the past 15 years, **MBR Design Group** has been internationally recognized as the Leader in cutting edge Acoustic Solutions. As Authorities in the business of designing state of the art facilities all over the world, we could not overlook that the growth of small digital consoles and audio workstations had evolved and altered the way the industry produced and recorded music.

Necessity...

Necessity breeds improvement, hence the birth of the **ACOUSTIKIT®**. Considering that most changes in sound had taken place on the equipment side, it became our concern to focus on developing our own acoustic kits in order to accommodate the growth of the Project Studio Market. Until now, nobody has seriously approached the acoustic needs of the Project Studios the way we have. We are proud to introduce you to our **ACOUSTIKIT®** line.

Success...

The **ACOUSTIKIT®** is a byproduct of our proven and tested success. We initially developed a complete line of acoustic products tailored specifically to the project studio environment, designed with all the features and requirements of the big studio facilities. The **ACOUSTIKIT®** possesses the same uncompromised standards of quality and engineering integrated into all the products that we usually design and specify for our multi-million dollar projects.

Solutions...

As Engineers, we seek the Optimum Solution for every situation, and every variable is essential. We are not just here to provide you with all the Required Bass Traps, Absorption Panels, Helmholtz Type Resonators, and Sound Diffusers. Additionally, it is our intention to assist you during the full scope of your Project Studio's Basic Planning, Set-Up, and Installation, so that your solution is easily and economically achieved.

Options...

Complete acoustic packages in varied configurations are available for your distinct floor plan set-ups:

ACOUSTIKIT 150® ... *Ideal for spaces between 100 ft² to 150 ft²*

ACOUSTIKIT 250® ... *Ideal for spaces between 150 ft² to 250 ft²*

Practicality...

As you will discover on the following page, by following our 3 basic steps, you will be on your way to achieving a Practical Acoustic Solution for the Optimum Listening Environment!

Service...

As experienced professionals in our field, we takes pride in serving our clients, where you can essentially sit back and relax, and let us assume the design responsibilities!



We do it in these 3 EASY STEPS...

Step Number 1... CONTACT

Your initial contact with **ACOUSTIKIT®** will breed rewarding results. Simply forward us your basic floor plan via Fax, Post, Email or By-Hand, and let us work our magic! Our Engineers are prepared to accept any kind of Format... From the less technical, such as a simple (not-to scale) floor plan sketched on a plain piece of paper, to the detailed plans that dedicated architects and designers take to heart, such as: CAD Files (Mac/PC), JPEG or PIC files.

Step Number 2... STUDY

ACOUSTIKIT® will perform a study of your plan and proceed to develop a specific to-scale CAD drawing of the proposed area to be acoustically treated. Your floor plan will include the locations of all the proposed acoustic products that would be required to achieve an "Enhanced Sounding Room". Once this is achieved, we will submit you a detailed estimate, inclusive of delivery charges.

Step Number 3... DELIVERY

Upon your purchase, **ACOUSTIKIT®** will immediately ship the following in one complete package:

- 1) A complete package including all of your acoustical products ready to be installed.
- 2) Real Size Templates to facilitate the installation.
- 3) Detail Floor Plan Design.
- 4) Wall Display Schematics.
- 5) Mode Analysis Chart.
- 6) Installation Manual detailing all required procedures in order to complete the installation.

Along with your package of Products, Templates, Plans, Schematics, Charts, and Manuals, you will receive our guaranteed and uncompromised Support and Service. As a Valued **ACOUSTIKIT®** Customer, we will upload your personal studio configuration onto our website, where via the User Name and Password we provide you, you will have the advantage to download your files into your computer, and also have full access to our professional Support Team and Web Support.

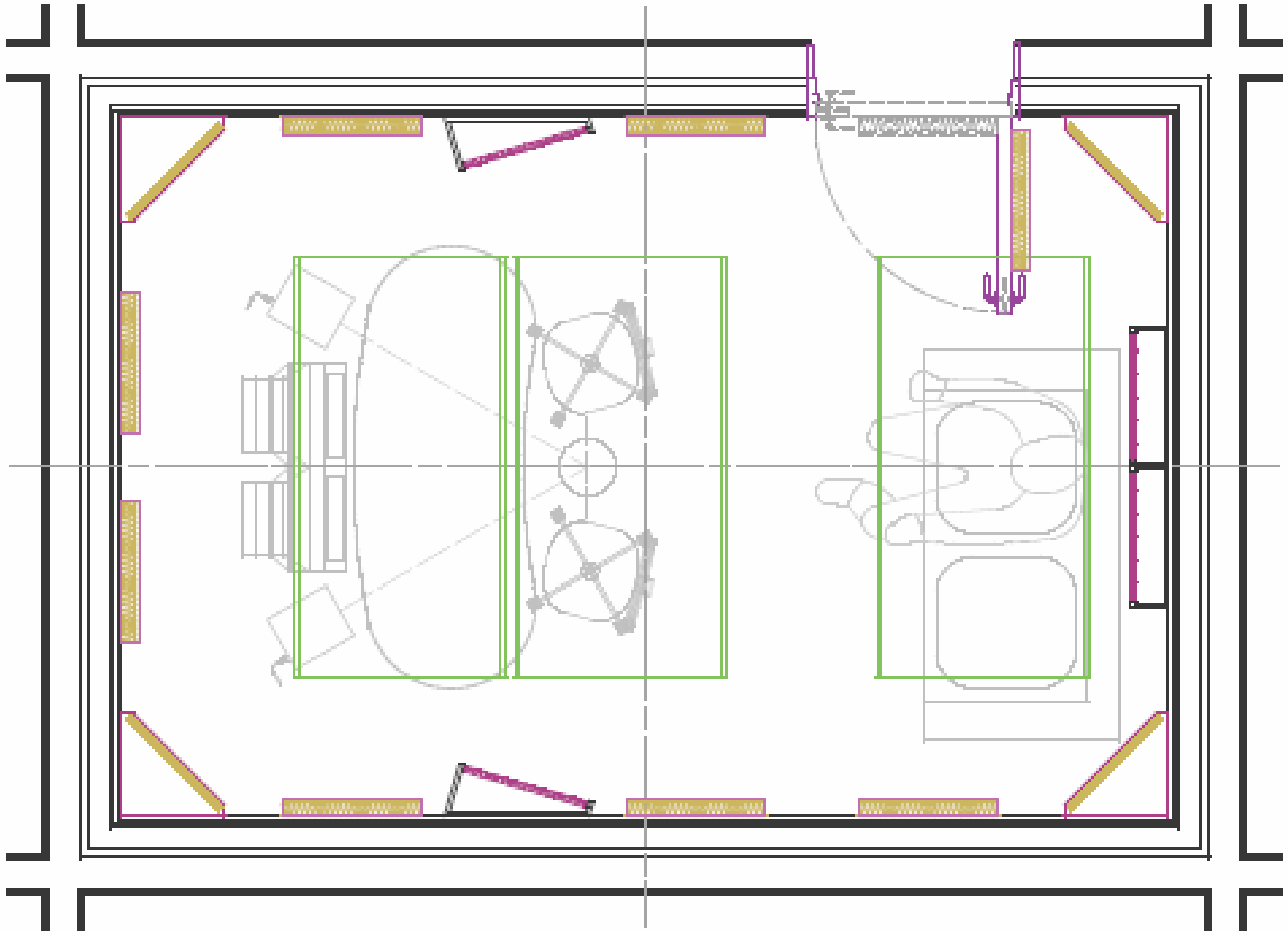
Why this is the way to go? *Look at the advantages...*

- 1) If you are serious about acoustics for your, soon-to-be, Project Studio, Sound Designer Room, Broadcast Control Room, or Sound for Film Studio, **THIS IS THE ANSWER**. Our kits have been calculated to provide optimum absorption, diffusion, and noise control for the specific given room:
- 2) You are purchasing First Rated Acoustic Products at a very affordable price complete with the addition of an Acoustical Consulting Service from a Premier Firm, **AT NO COST TO YOU**.


Upgrading your present Acoustic Status? *We offer the following individual products...*

ACOUSTIKIT 150®

Optimally Designed for a 150 Square Foot Room
Shown in a 15ft by 10ft Sample Room Configuration

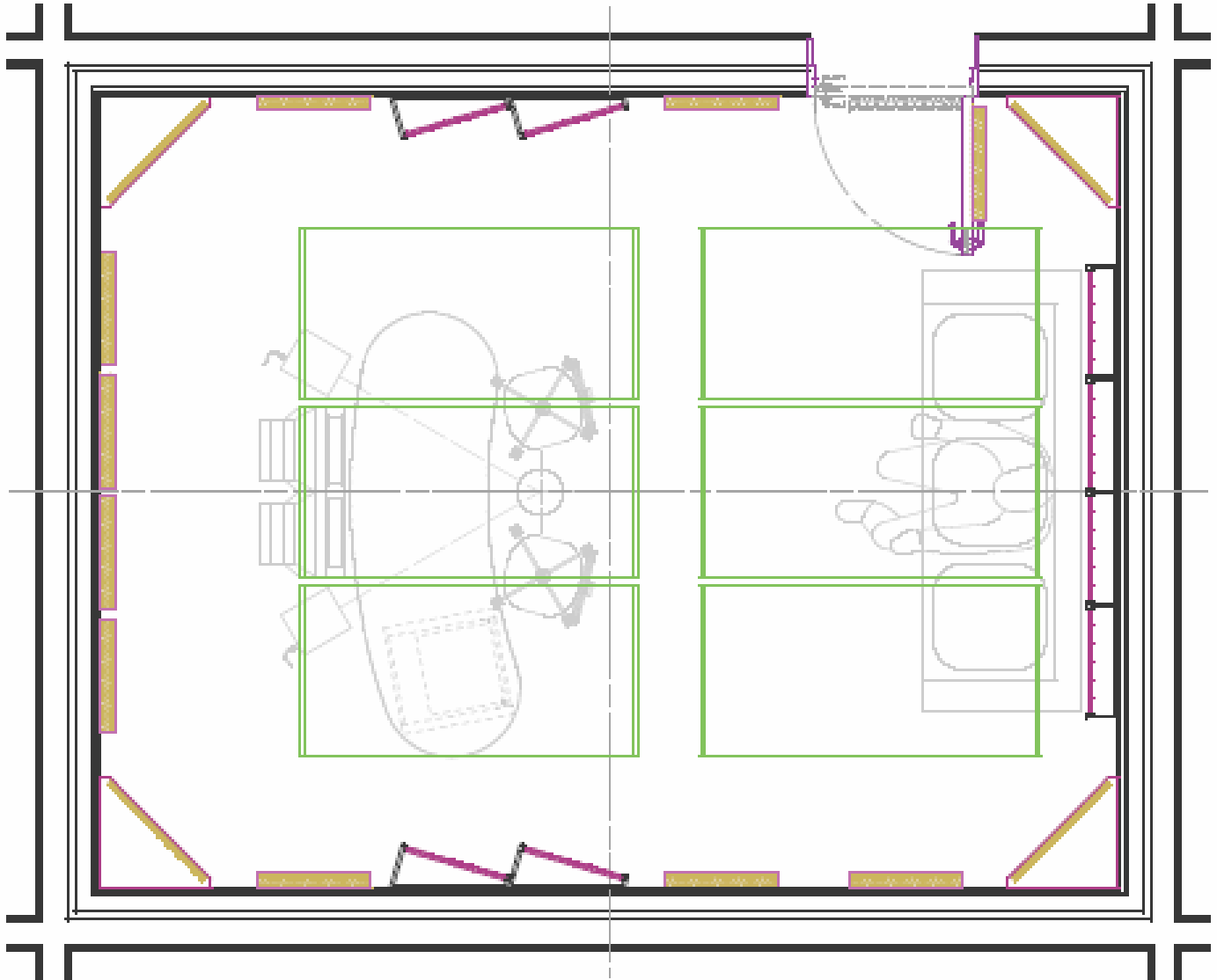


| Quantity | Description |
|----------|------------------------|
| 4 | 28in Corner Bass Traps |
| 8 | Absorption Panels |
| 2 | Wedge Panels |
| 2 | Combined Panels |
| 3 | Ceiling Clouds |
| Option A | Optional Lacquer |
| Option B | Optional Light Wood |



ACOUSTIKIT 250®

Optimally Designed for a 250 Square Foot Room
Shown in a 18ft by 14ft Sample Room Configuration



| Quantity | Description |
|----------|------------------------|
| 4 | 36in Corner Bass Traps |
| 10 | Absorption Panels |
| 4 | Wedge Panels |
| 4 | Combined Panels |
| 6 | Ceiling Clouds |
| Option A | Optional Lacquer |
| Option B | Optional Light Wood |

